

Agents for Software Development

Graham Neubig



Carnegie Mellon University
Language Technologies Institute



All Hands AI


More and more major businesses and industries are being run on software and delivered as online services—from movies to agriculture to national defense. [...] Over the next 10 years, I expect many more industries to be disrupted by software [...].

— Marc Andreessen - Why Software is Eating the World (2011)

If we gave everyone the ability to quickly write software to achieve their goals, what could they do?

THE NOBEL PRIZE IN PHYSICS 2024

Illustrations: Niklas Elmehed



John J. Hopfield


Geoffrey E. Hinton

"for foundational discoveries and inventions
that enable machine learning
with artificial neural networks"

THE ROYAL SWEDISH ACADEMY OF SCIENCES

Illustrations: Niklas Elmehed

THE NOBEL PRIZE IN CHEMISTRY 2024



David
Baker

Demis
Hassabis

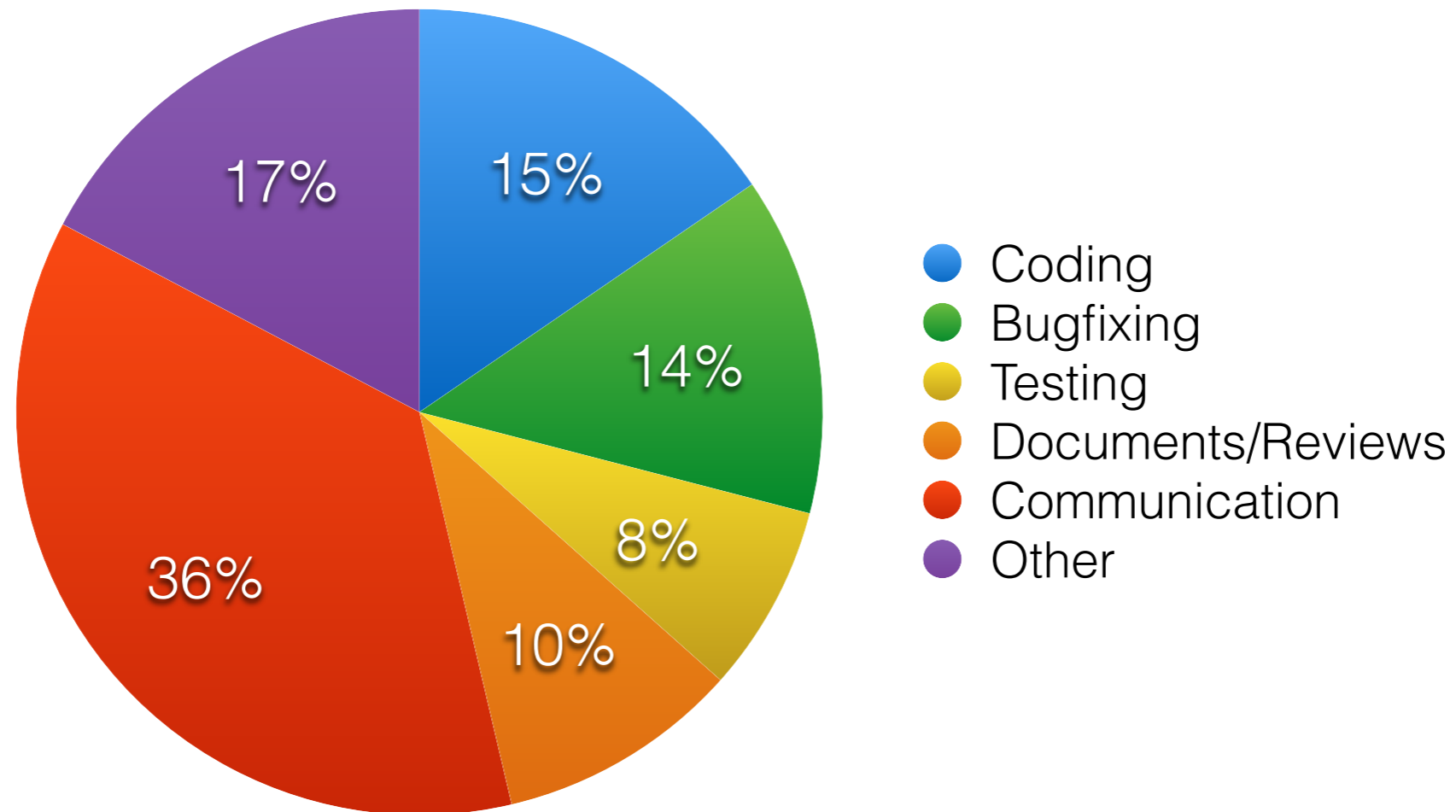
John M.
Jumper

"for computational
protein design"

"for protein structure prediction"

THE ROYAL SWEDISH ACADEMY OF SCIENCES

What is Involved in Developing Software?



Today was a Good Day: The Daily Life of Software Developers
Meyer et al. 2019

How Can We Support Developers?

Level	Self Driving	Software Development
0: No Automation	Manual driving	Manual Coding
1: Driver Assistance/ Code Completion	Adaptive cruise control/braking	Copilot/Cursor code completion
2: Partial Automation	Tesla's autopilot	Copilot chat refactoring
3: Conditional Automation	Mercedes-Benz drive pilot	DiffBlue test generation, Transcoder code porting
4: High Automation	Cruise self-driving vehicles	Devin/OpenDevin end-to-end development
5: Full Automation

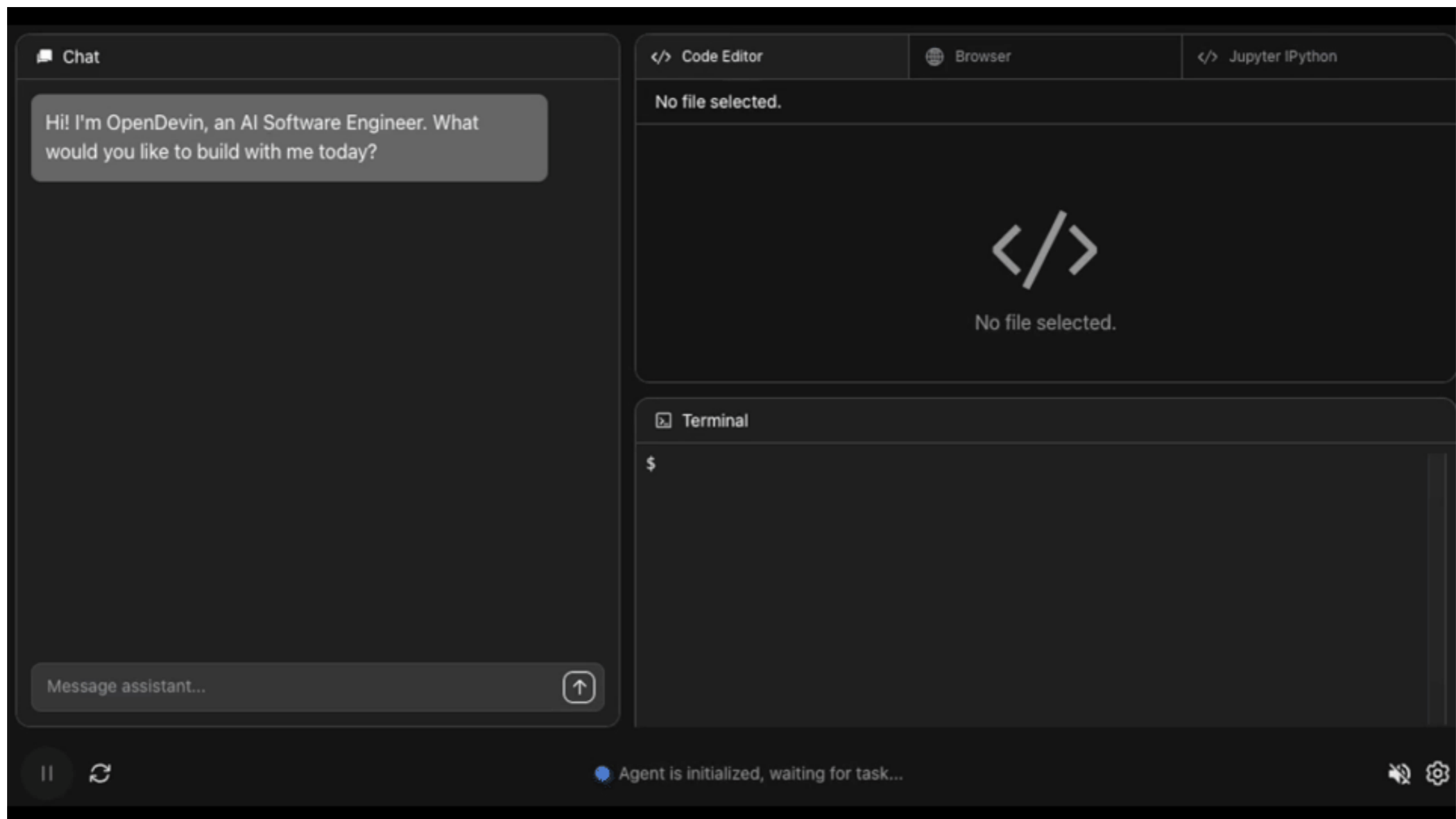
Development Copilots

- Work synchronously with the developer to ease writing code
- e.g. **Github Copilot/Cursor**

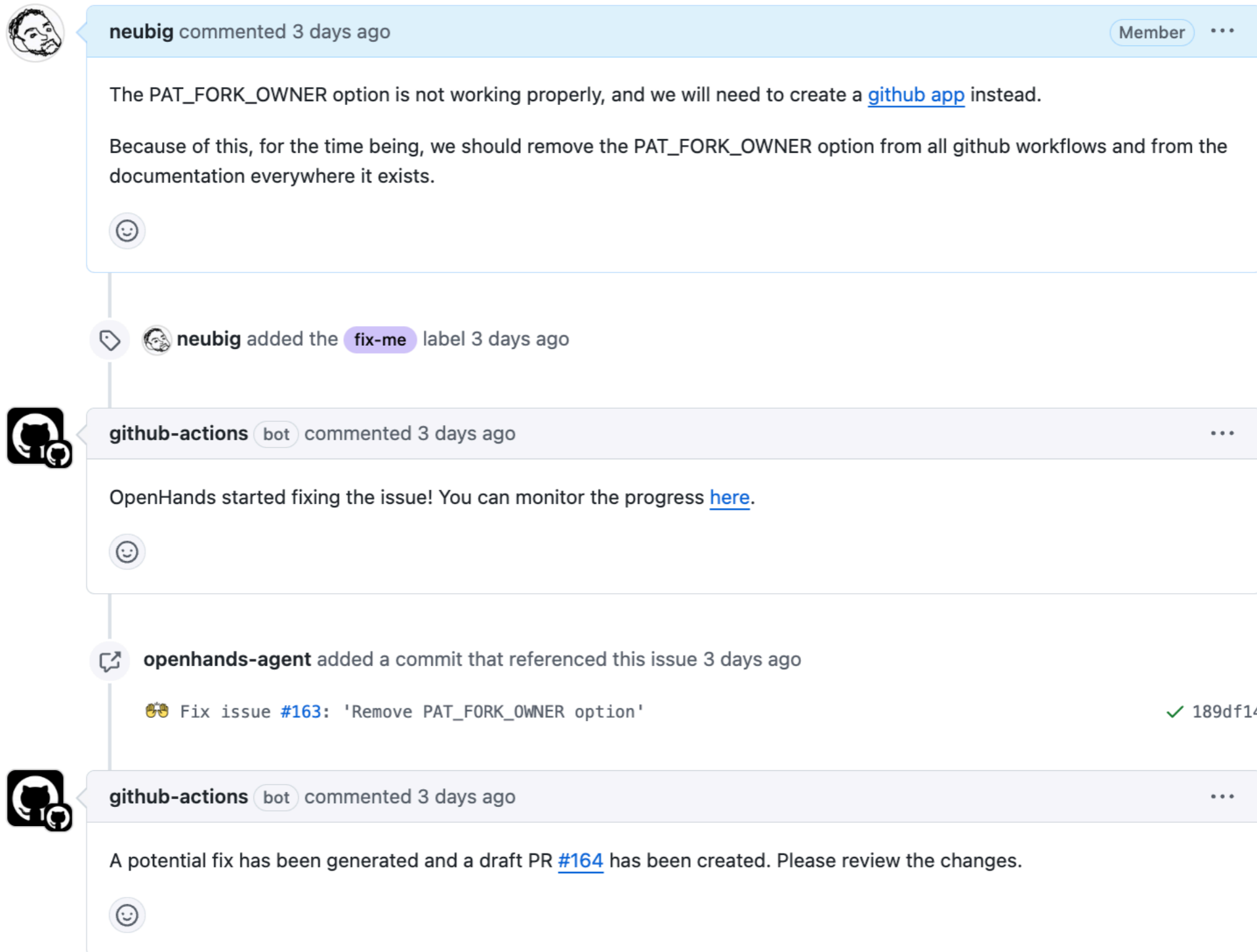
```
tests > unit > test_action_serialization.py > ...
147
148 def test_modify_task_action_serialization_deserialization():
149     original_action_dict = {
150         'action': 'modify_task',
151         'args': {'task_id': 1, 'state': 'Test state.', 'thought': ''},
152     }
153     ✨ serialization_deserialization(original_action_dict, ModifyTaskAction)
154
```

Development Agents

- For coding (e.g. SWE-Agent, Aider)
- For broader development (e.g. Devin, OpenHands)



Autonomous Issue Resolution



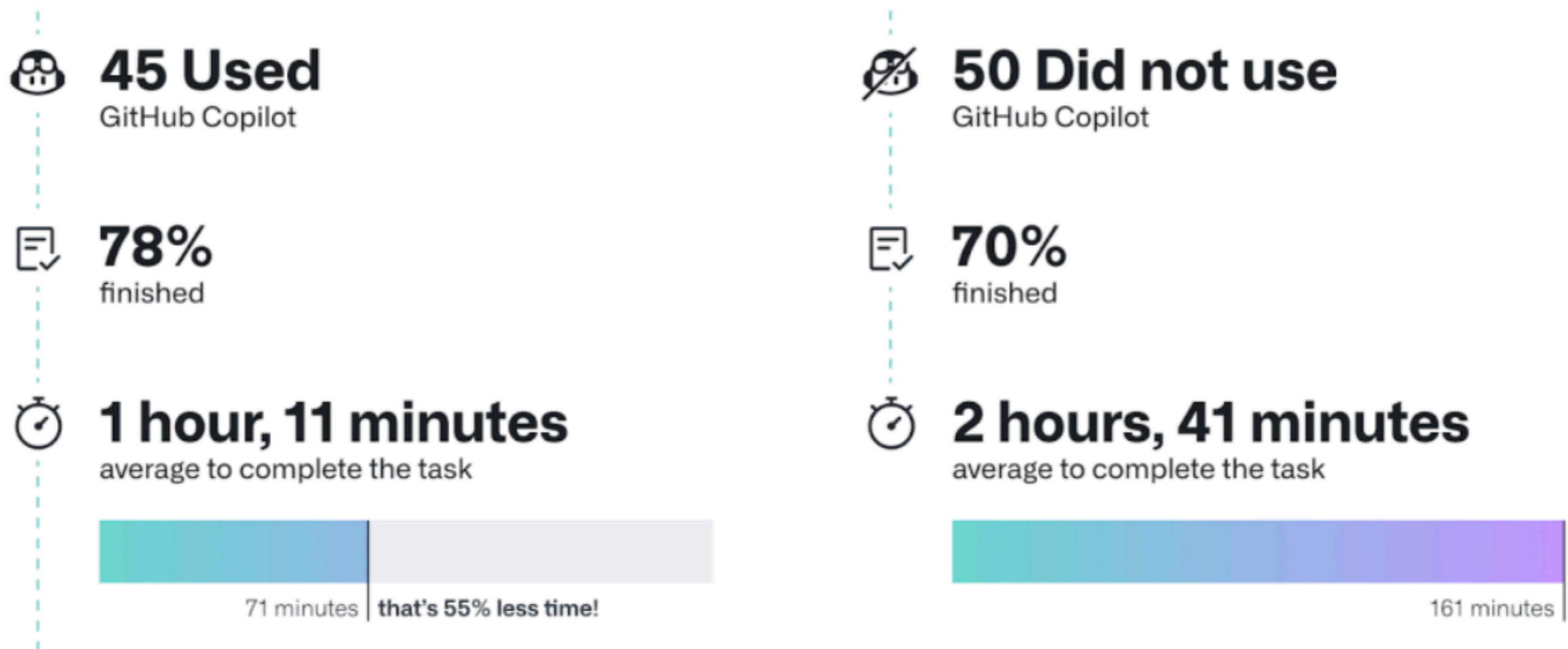
The screenshot displays a GitHub issue thread with the following sequence of events:

- neubig** (Member) commented 3 days ago: "The PAT_FORK_OWNER option is not working properly, and we will need to create a [github app](#) instead. Because of this, for the time being, we should remove the PAT_FORK_OWNER option from all github workflows and from the documentation everywhere it exists."
- neubig** added the **fix-me** label 3 days ago.
- github-actions** (bot) commented 3 days ago: "OpenHands started fixing the issue! You can monitor the progress [here](#)."
- openhands-agent** added a commit that referenced this issue 3 days ago: "🛠️ Fix issue #163: 'Remove PAT_FORK_OWNER option' ✓ 189df14"
- github-actions** (bot) commented 3 days ago: "A potential fix has been generated and a draft PR [#164](#) has been created. Please review the changes."

<https://github.com/All-Hands-AI/OpenHands-resolver>

How Promising?

- Code generation leads to large improvements in productivity (Github 2023)



Challenges in Coding Agents

- Defining the Environment
- Designing an Observations/Actions
- Code Generation (atomic actions)
- File Localization (exploration)
- Planning and Error Recovery
- Safety

Software Development Environments

Types of Environments

- **Actual Environments:**
 - *Source Repositories:* Github, Gitlab
 - *Task Management Software:* Jira, Linear
 - *Office Software:* Google Docs, Microsoft Office
 - *Communication Tools:* Gmail, Slack
- **Testing Environments:**
 - Mostly focused on coding!
 - Developers do more, e.g. browse the web (next session)

Simple Coding

(Chen et al. 2021, Austin et al. 2021)

- e.g. HumanEval/
MBPP
- Examples of usage
of the Python
standard library
- Includes docstring,
some example
inputs/outputs, and
tests

```
def solution(lst):  
    """Given a non-empty list of integers, return the sum of all of the odd elements  
    that are in even positions.  
  
    Examples  
    solution([5, 8, 7, 1]) ==>12  
    solution([3, 3, 3, 3, 3]) ==>9  
    solution([30, 13, 24, 321]) ==>0  
    """  
    return sum(lst[i] for i in range(0, len(lst)) if i % 2 == 0 and lst[i] % 2 == 1)
```

```
def encode_cyclic(s: str):  
    """  
    returns encoded string by cycling groups of three characters.  
    """  
    # split string to groups. Each of length 3.  
    groups = [s[(3 * i):min((3 * i + 3), len(s))] for i in range((len(s) + 2) // 3)]  
    # cycle elements in each group. Unless group has fewer elements than 3.  
    groups = [(group[1:] + group[0]) if len(group) == 3 else group for group in groups]  
    return "".join(groups)  
  
def decode_cyclic(s: str):  
    """  
    takes as input string encoded with encode_cyclic function. Returns decoded string.  
    """  
    # split string to groups. Each of length 3.  
    groups = [s[(3 * i):min((3 * i + 3), len(s))] for i in range((len(s) + 2) // 3)]  
    # cycle elements in each group.  
    groups = [(group[-1] + group[:-1]) if len(group) == 3 else group for group in groups]  
    return "".join(groups)
```

Broader Domains: CoNaLa/ODEX

(Yin et al. 2018, Wang et al. 2022)

- CoNaLa: Broader data scraped from StackOverflow
- ODEX: Adds execution-based evaluation
- Wider variety of libraries

Removing duplicates in lists ← Intent

406
138

Question

```
def remove_duplicates():
    t = ['a', 'b', 'c', 'd']
    t2 = ['a', 'c', 'd']
    for t in t2:
        t.append(t.remove())
    return t
```

780

Answers

The common approach to get a unique collection of items is to use a `set`. Sets are *unordered* collections of *distinct* objects. To create a set from any iterable, you can simply pass it to the built-in `set()` function. If you later need a real list again, you can similarly pass the set to the `list()` function.

The following example should cover whatever you are trying to do:

```
>>> t = [1, 2, 3, 1, 2, 5, 6, 7, 8] ← Context 1
>>> t
[1, 2, 3, 1, 2, 5, 6, 7, 8]
>>> list(set(t)) ← Snippet 1
[1, 2, 3, 5, 6, 7, 8]
>>> s = [1, 2, 3]
>>> list(set(t) - set(s))
[8, 5, 6, 7]
```


As you can see from the example result, the original order is not maintained. As mentioned above, sets themselves are unordered collections, so the order is lost. When converting a set back to a list, an arbitrary order is created.

FWIW, the new (v2.7) Python way for removing duplicates from an iterable while keeping it in the original order is:

```
>>> from collections import OrderedDict ← Context 2
>>> list(OrderedDict.fromkeys('abracadabra')) ← Snippet 2
['a', 'b', 'r', 'c', 'd']
```



Figure 3: ODEX library distribution.



Data Science Notebooks: ARCADE

(Yin et al. 2022)

- Data science notebooks (e.g. Jupyter) allow for incremental implementation
- Allows evaluation of code in context

```
[1] import pandas as pd
C1 df = pd.read_csv('dataset/Gamepass_Games_v1.csv')

[2] U1 Extract min and max hours as two columns ✖
C2 def get_avg(x):
    try: return float(x[0]) , float(x[1])
    except: return 0, 0

df['min'], df['max'] = zip(*df['TIME'].str.replace(
    ' hours', '').str.split("-").apply(get_avg))

[3] df['ADDED'] = pd.to_datetime(
C3 df['ADDED'], format="%d %b %y", errors='coerce')

[4] U2 In which year was the most played game added? NA
C4 df['GAMERS'] = df['GAMERS'].str.replace(
    ',', '').astype(int)
added_year = df[df['GAMERS'].idxmax()]['ADDED'].year

[5] U3 For each month in that year, how many games that NA
C5 has a rating of more than four?

df[(df['ADDED'].dt.year == added_year) &
(df['RATING'] > 4)].groupby(
    df['ADDED'].dt.month)['GAME'].count()

[6] U4 What is the average maximum completion time for NA
C6 all fallout games added in 2021?

fallout = df[df['GAME'].str.contains('Fallout')]
fallout.groupby(fallout['ADDED'].dt.year).get_group(
    2021)['max'].mean()

[7] U5 What is the amount of games added in each year NA
C7 for each month? (show a table with index as years,
columns as months and fill null values with 0)

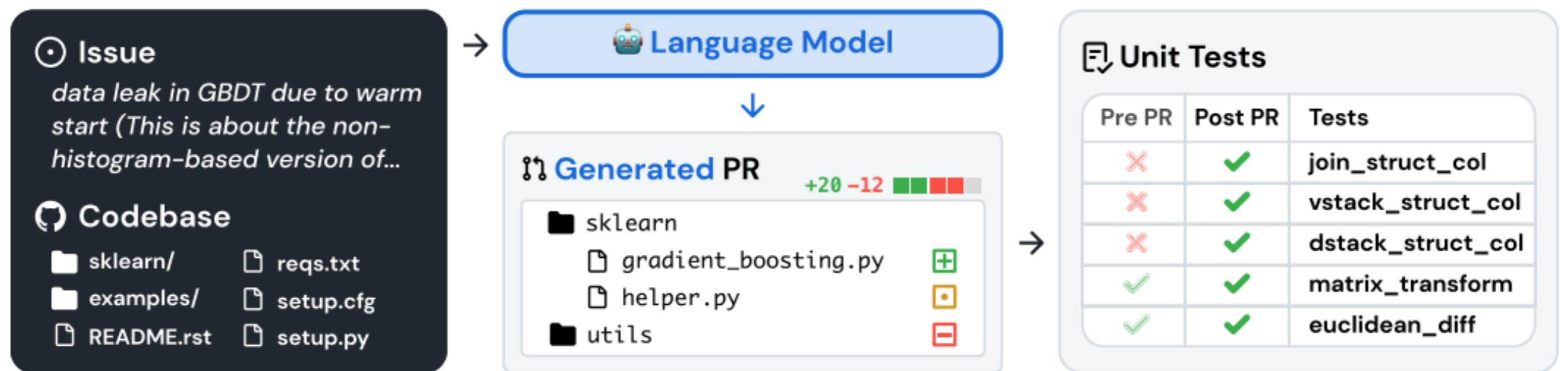
pd.pivot_table(df, index=df['ADDED'].dt.year, ...,
    aggfunc=np.count_nonzero,
    fill_value='0').rename_axis(
    index='Year', columns='Month')
```

Figure 1: An example of a computational notebook adapted from our dataset, with examples of reading and preprocessing data (cell c_1), data wrangling (cell c_2, c_3), and data analysis (cells $c_3 - c_7$). Annotated NL intents are shown in green.

Dataset: SWEBench

(Jiminez et al. 2023)

- Issues from GitHub + codebases -> pull request



- Requires long-context understanding, precise implementation

Metric: Pass@K

(Chen et al. 2021)

- Basic idea: “if we generate K examples, will at least one of them pass unit tests”
- Generating only K will result in high variance, so we generate $N > K$ with C correct answers, and then calculate expected value

$$\text{pass@}k := \mathbb{E}_{\text{Problems}} \left[1 - \frac{\binom{n-c}{k}}{\binom{n}{k}} \right]$$

Metric: Lexical/Semantic Overlap

- Issues w/ execution-based evaluation:
 - Requires that code be easily executable (requires unit tests and hard in large libraries)
 - Ignores stylistic considerations
- **BLEU**: consider text n-gram overlap with human code
- **CodeBLEU**: also considers syntax and semantic flow (Ren et al. 2020)
- **CodeBERTScore**: BERTScore with CodeBERT trained on lots of code (Zhou et al. 2023)

Machine translation:

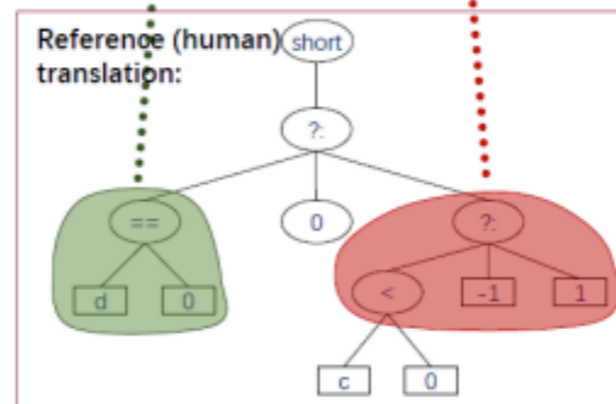
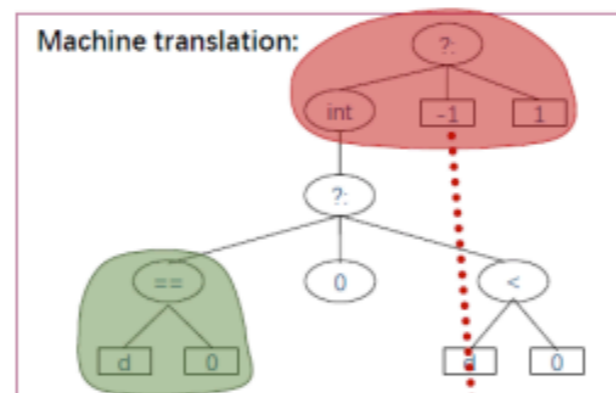
```
public static int Sign ( double d )
{
    return ( (int) (( d == 0 ) ? 0 : ( d < 0 ))) ?
    -1 : 1;
}
```

1.0 1.0 0.7 0.5

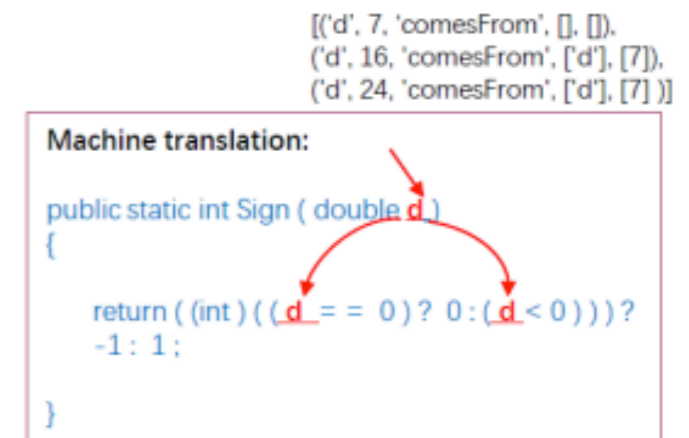
Reference (human) translation:

```
public static short Sign ( double d )
{
    return ( short ) (( d == 0 ) ? 0 : ( d < 0 )) ?
    -1 : 1;
}
```

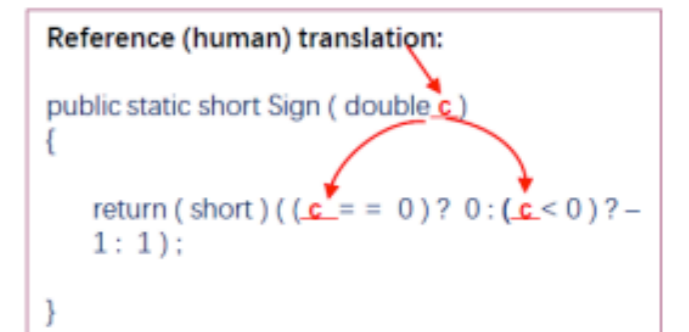
Weighted N-Gram Match



Syntactic AST Match



[('d', 7, 'comesFrom', [], []),
('d', 16, 'comesFrom', ['d'], [7]),
('d', 24, 'comesFrom', ['d'], [7])]

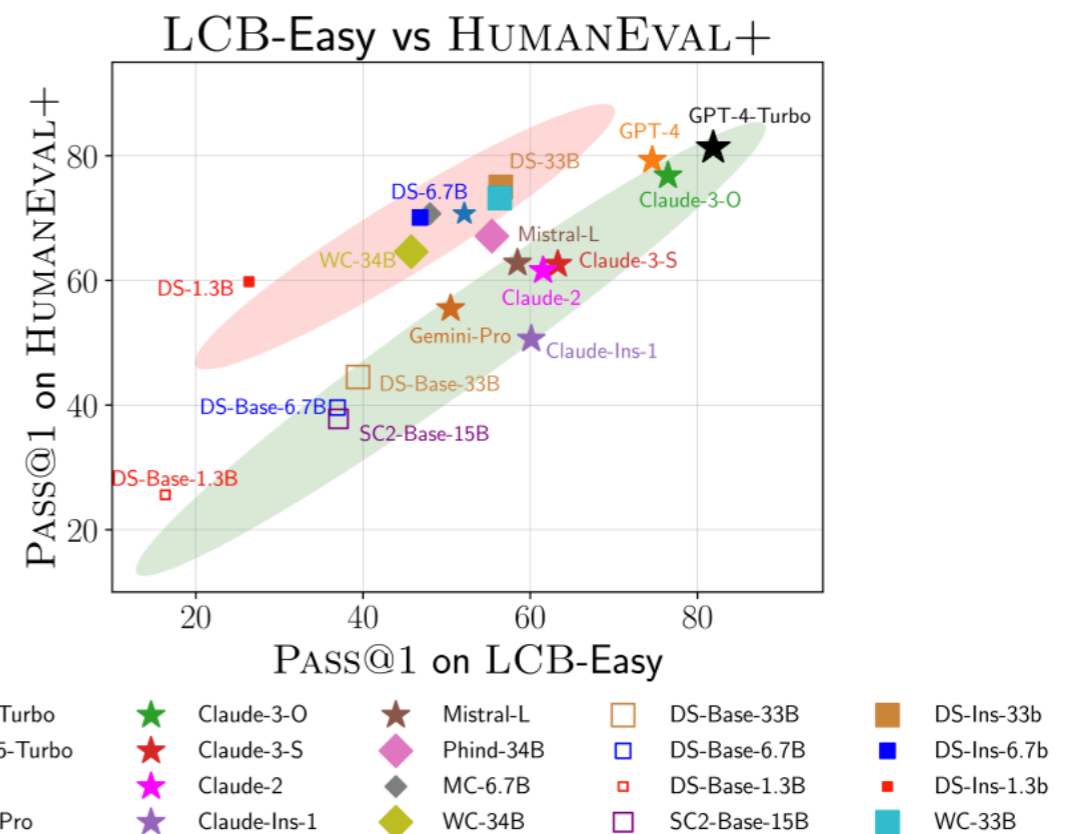


Semantic Data-flow Match

An Aside: Dataset Leakage

- Leakage of datasets is a big problem
- ARCADE shows that novel notebooks are harder than online notebooks
- LiveCodeBench (Jain et al. 2023) shows that some code LMs outperform on HumanEval

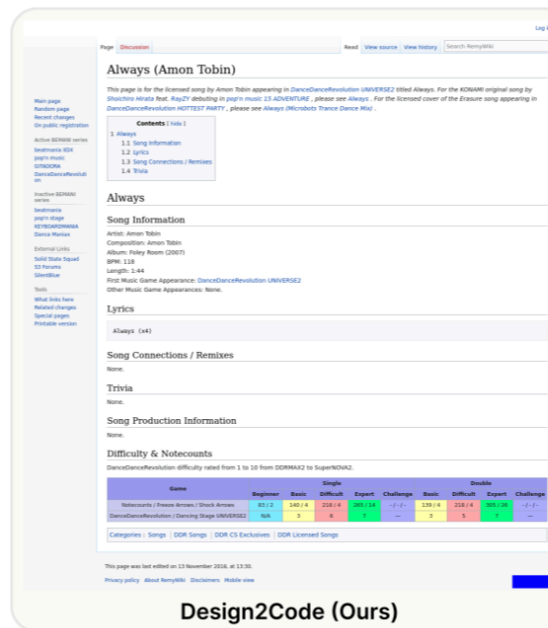
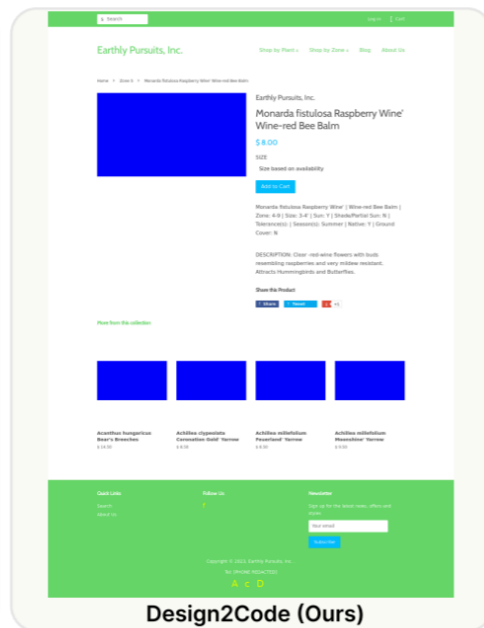
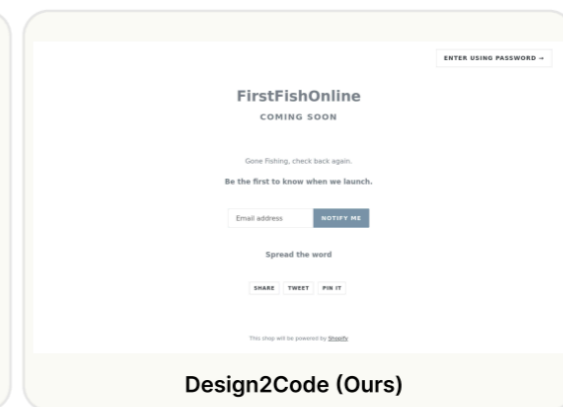
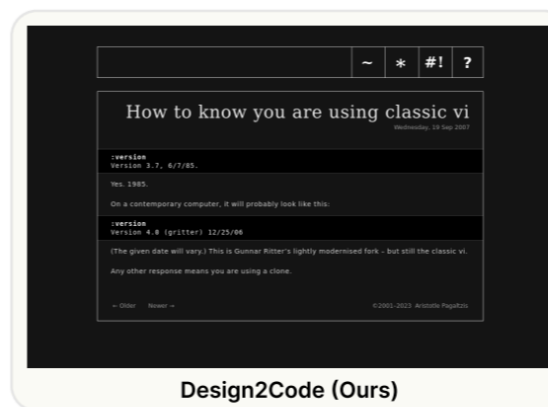
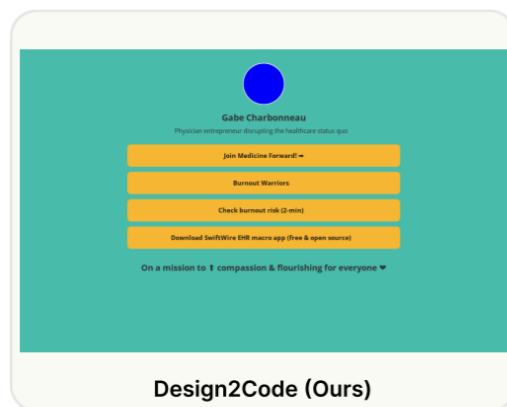
<i>pass@k</i>	Existing 5	New 5
INCODER 1B	30.1	3.8
INCODER 6B	41.3	7.0
CODEGEN _{multi} 350M	13.3	1.0
CODEGEN _{multi} 2B	25.0	2.7
CODEGEN _{multi} 6B	28.0	3.0
CODEGEN _{multi} 16B	31.2	4.6
CODEGEN _{mono} 350M	18.9	1.9
CODEGEN _{mono} 2B	35.8	6.5
CODEGEN _{mono} 6B	42.1	8.9
CODEGEN _{mono} 16B	46.7	12.0
<hr/>		
PALM 62B (1.3T Tokens)	49.7	12.5
+ Python Code	58.8 +9.1	21.4 +8.9
+ Notebooks (PACHINCo)	64.6 +7.8	30.6 +9.2
- Schema Description	60.5 -4.1	22.7 -7.9



Dataset: Design2Code

(Si et al. 2024)

- Code generation from web sites



- Also proposed Design2Code model

Metric: Visual Similarity of Web Site

- Design2Code evaluates by two metrics
- **High-level visual similarity:** Similarity between visual embeddings of the generated sites
- **Low-level element similarity:** Recall of each individual element

Designing Observation/ Action Spaces

Coding Agents Must

- Understand repository structure
- Read in existing code
- Modify or produce code
- Run code and debug

Example: CodeAct (Wang et al. 2024)

- Interact w/ the environment through code

Instruction: Determine the most cost-effective country to purchase the smartphone model "CodeAct 1". The countries to consider are the USA, Japan, Germany, and India.

Available APIs

[1] lookup_rates(country: str) -> (float, float)

[2] convert_and_tax(price: float, exchange_rate: float, tax_rate: float) -> float

[3] estimate_final_price(converted_price: float, shipping_cost: float) -> float

[4] lookup_phone_price(model: str, country: str) -> float

[5] estimate_shipping_cost(destination_country: str) -> float

LLM Agent using [Text/JSON] as Action

Think I should calculate the phone price in USD for each country, then find the most cost-effective country.

Action Text: lookup_rates, Germany
JSON: {"tool": "lookup_rates", "country": "Germany"}

Environment 1.1, 0.19

Action Text: lookup_phone_price, CodeAct 1, Germany
JSON: {"tool": "lookup_phone_price", "model": "CodeAct 1", "country": "Germany"}

Environment 700

Action Text: convert_and_tax, 700, 1.1, 0.19
JSON: {"tool": "convert_and_tax", "price": 700, "exchange_rate": 1.1, "tax_rate": 0.19}

Environment 916.3

[... interactions omitted (look up shipping cost and calculate final price) ...]

Action Text: lookup_rates, Japan
JSON: {"tool": "lookup_rates", "country": "Japan"}

[... interactions omitted (calculate final price for all other countries)...]

Response The most cost-effective country to purchase the smartphone model is Japan with price 904.00 in USD.

Fewer Actions Required!

CodeAct: LLM Agent using [Code] as Action

Think I should calculate the phone price in USD for each country, then find the most cost-effective country.

Action

```
countries = ['USA', 'Japan', 'Germany', 'India']
final_prices = {}

for country in countries:
    exchange_rate, tax_rate = lookup_rates(country)
    local_price = lookup_phone_price("xAct 1", country)
    converted_price = convert_and_tax(
        local_price, exchange_rate, tax_rate
    )
    shipping_cost = estimate_shipping_cost(country)
    final_price = estimate_final_price(converted_price, shipping_cost)
    final_prices[country] = final_price

most_cost_effective_country = min(final_prices, key=final_prices.get)
most_cost_effective_price = final_prices[most_cost_effective_country]
print(most_cost_effective_country, most_cost_effective_price)
```

Environment 1.1, 0.19

Response The most cost-effective country to purchase the smartphone model is Japan with price 904.00 in USD.

Control & Data Flow of Code Simplifies Complex Operations

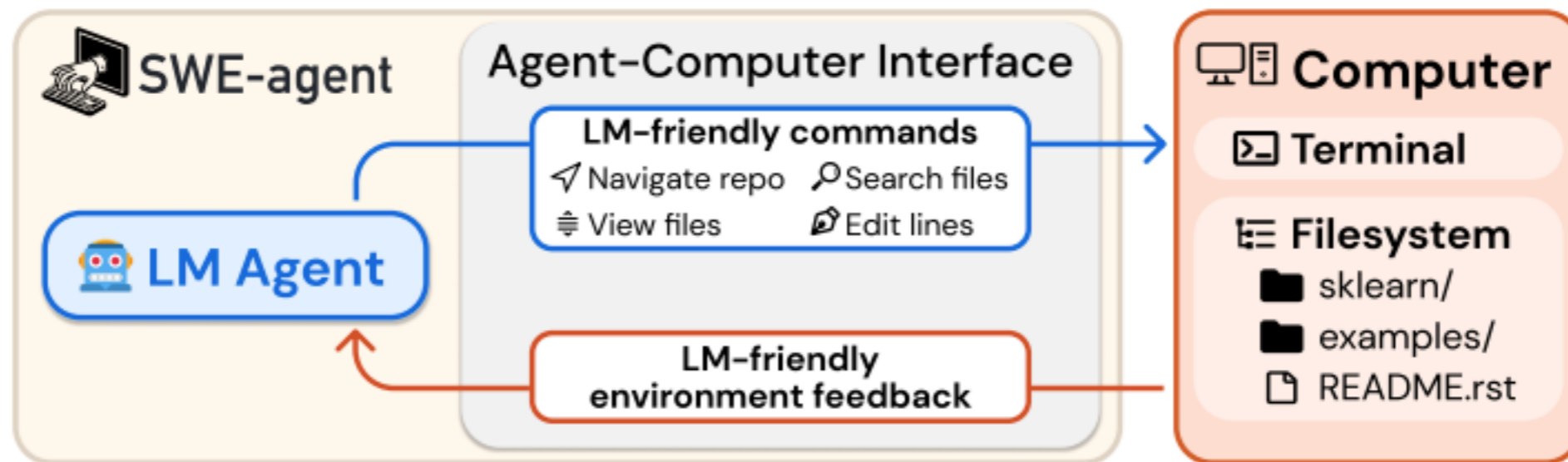
Re-use 'min' Function from Existing Software Infrastructures (Python library)

- Can execute bash commands, Jupyter commands
- Faster resolution, higher success than direct tool use

Example: SWE-Agent

(Yang+Jimenez et al. 2024)

- Define specialized tools that make it possible to efficiently explore repositories and edit code



Observation (File Viewer)

```
[File: solvers/diophantine.py (3093 lines total)]
(400 lines above)
401:     elif total_degree == 3:
402:         diop_type = "cubic_thue"
403:
404:     elif (total_degree > 3):
405:         if all(coeff[k] == 1):
406:             diop_type = 'general_sum_even'
407:
408:     if diop_type is not None:
409:         return var, coeff, diop_type
(2684 lines below)
```

Response (Thought + Edit Action)

We need to add a check to ensure that all powers are the same. Let's edit the code to include this check.

```
edit 404:407
    elif (total_degree > 3 and
          len(set(k.exp[k.is_Pow])) == 1):
        if all(coeff[k] == 1):
            diop_type = 'general_sum_even'
end_of_edit
```

Example: OpenHands

(Wang et al. 2024)

Event Stream

where all Action-Observation(s) are tracked

- Defines “event stream” for coding, execution, and browsing actions/observations
- Implements SWE-agents style actions as “agent skills” that can be called

[1] Message (source=user)

Can you create a list of numbers from 1 to 10, and create a web page to display them at port 5000?

[2] IPythonRunCellAction (source=agent)

Sure! Let me create a file first:
<execute_ipython>
create_file('app.py')
</execute_ipython>

[3] IPythonRunCellObservation

[File: /workspace/app.py (1 lines total)]
1|
[File app.py created.]

[4] IPythonRunCellAction (source=agent)

I will write the Python code for starting a server.
<execute_ipython>
EDITED_CODE=\"\"\"[Omitted for Brevity]\"\"\"
edit_file(start=1, end=1, content=EDITED_CODE)
</execute_ipython>

[5] IPythonRunCellObservation

[... Omitted for Brevity ...]
4|@app.route('/')
5|def index():
6| numbers = list(range(1, 11))
7| return str(numbers)
[... Omitted for Brevity ...] [File updated.]

[6] CmdRunAction (source=agent)

I have created a Python file 'app.py' that will display a list of numbers from 1 to 10 when you run it. Let me run the server for you:
<execute_bash>
python3 app.py > server.log 2>&1 &
cat server.log
</execute_bash>

[7] CmdRunObservation

[1] 124
* Serving Flask app 'app'
* Debug mode: off
WARNING: This is a development server. Do not use it in a production deployment. Use a production WSGI server instead.
* Running on http://127.0.0.1:5000
Press CTRL+C to quit

[8] BrowseInteractiveAction (source=agent)

The server is running on port 5000 with PID 124. Let me browse to the page at http://127.0.0.1:5000
<execute_browse>
goto("http://127.0.0.1:5000")
</execute_browse>

[9] BrowserOutputObservation

[1, 2, 3, 4, 5, 6, 7, 8, 9, 10]

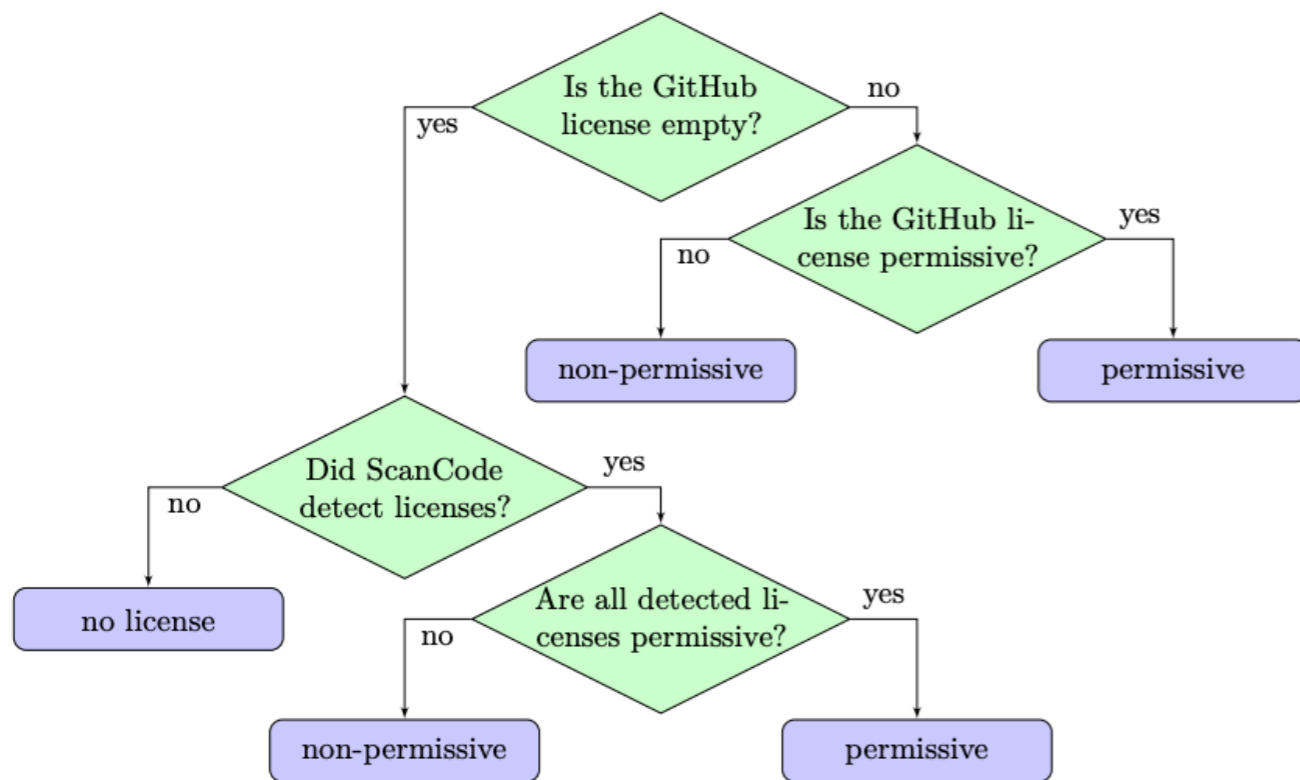
Code-based LLMs

Basic Method: Code-generating LM

- Feed instructions and/or input code to an LM
- Virtually all serious LMs are trained on code nowadays, but some are specialized

Code Data Example: The Stack 2

- Code pre-training dataset w/ license considerations



Language	The-stack-v1-dedup		The-stack-v2-dedup		The-stack-v2-swh-full	
	Size (GB)	Files (M)	Size (GB)	Files (M)	Size (GB)	Files (M)
Assembly	1.58	0.25	13.02	0.77	7.74	0.70
Batchfile	0.29	0.25	2.11	1.13	1.02	0.99
C	57.43	8.53	202.05	20.78	114.92	19.18
C#	46.29	10.84	239.89	51.23	169.75	48.49
C++	50.89	6.37	353.89	43.18	211.33	42.23
CMake	0.45	0.19	2.58	1.74	2.27	1.70
CSS	22.61	2.99	161.68	23.87	8.00	1.88
Dockerfile	0.572	0.42	1.27	1.90	1.21	1.88
Fortran	0.17	1.84	4.66	0.27	3.61	0.26
Go	25.74	4.73	54.60	9.30	25.83	8.62
Haskell	2.36	0.54	5.11	1.25	4.17	1.23
HTML	146.76	9.53	2,419.87	90.23	99.09	5.23
Java	89.30	20.15	548.00	154.28	199.68	62.27
JavaScript	141.65	21.11	1,115.42	108.87	199.99	66.91
Julia	1.54	0.30	6.12	0.45	1.83	0.43
Lua	3.28	0.56	33.91	2.35	15.22	2.24
Makefile	1.49	0.66	21.30	4.22	5.19	2.78
Markdown	75.25	21.0	281.04	82.78	244.17	81.42
Perl	2.63	0.39	7.82	1.15	5.66	1.06
PHP	66.84	15.90	224.59	46.03	183.70	45.14
PowerShell	1.25	0.27	3.97	0.68	2.46	0.66
Python	64.30	12.96	233.29	56.93	191.61	56.19
R	0.30	0.04	22.39	5.15	19.05	4.29
Ruby	7.14	3.41	31.70	17.79	23.38	17.51
Rust	9.53	1.38	15.60	2.22	12.43	2.19
Scala	4.86	1.36	12.73	4.45	11.30	4.32
Shell	3.38	22.69	19.82	10.68	13.51	10.01
SQL	12.22	0.99	281.45	5.29	35.75	4.52
Swift	0	0	23.76	7.23	22.32	7.16
TeX	5.44	0.55	35.86	3.19	30.01	2.86
TypeScript	28.82	10.64	61.01	23.85	49.14	23.28
Visual Basic	1.49	0.16	16.63	1.06	7.48	0.81
Total	875.85	181.00	6,457.14	784.30	1,922.82	528.44

Method: Code Infilling

(Fried et al. 2022)

- In code generation, we often want to fill in code
- Solution: train for infilling

Training

Original Document

```
def count_words(filename: str) -> Dict[str, int]:
    """Count the number of occurrences of each word in the file."""
    with open(filename, 'r') as f:
        word_counts = {}
        for line in f:
            for word in line.split():
                if word in word_counts:
                    word_counts[word] += 1
                else:
                    word_counts[word] = 1
    return word_counts
```

Masked Document

```
def count_words(filename: str) -> Dict[str, int]:
    """Count the number of occurrences of each word in the file."""
    with open(filename, 'r') as f:
        <MASK:0> in word_counts:
            word_counts[word] += 1
        else:
            word_counts[word] = 1
    return word_counts
<MASK:0> word_counts = {}
for line in f:
    for word in line.split():
        if word <EOM>
```

Method: Long-context Extension

(see Lu et al. 2024)

- In LMs, it is standard to use RoPE, a method for encoding positional information

- It does not generalize well beyond the training data, but code is long!

$$\mathbf{R}(\boldsymbol{\theta}, i) = \begin{pmatrix} \cos i\theta_1 & -\sin i\theta_1 & \cdots & 0 & 0 \\ \sin i\theta_1 & \cos i\theta_1 & \cdots & 0 & 0 \\ \vdots & & & & \\ 0 & 0 & \cdots & \cos i\theta_{\frac{d_k}{2}} & -\sin i\theta_{\frac{d_k}{2}} \\ 0 & 0 & \cdots & \sin i\theta_{\frac{d_k}{2}} & \cos i\theta_{\frac{d_k}{2}} \end{pmatrix}$$

- It has a parameter, typically $\theta_j = b^{-\frac{2j}{d_k}}$ with $b=10000$
- **Position interpolation:** Multiply θ by a constant scaling factor (e.g. $C_{\text{short}}/C_{\text{long}}$)
- **Neural tangent kernel:** Scale low-frequency components, but maintain high-frequency components

Lots of Available Information for Coding!

- Current code context
- Description of issue to fix
- Repo context
- Open tabs

Example: Copilot Prompting Strategy (Thakkar 2023)

- **Extract prompt** given current doc and cursor position
- Identify **relative path and language**
- Find **most recently accessed** 20 files of the same language
- **Include:** text before, text after, similar files, imported files, metadata about language and path
- **TL;DR:** lots of prompt engineering to get most useful context in the prompt

File Localization

LLM-based Localization

- Finding the correct files given user intent

What problem or use case are you trying to solve?

When in confirmation mode it's not possible to give instructions in between steps. You have to reject an action and it seems like it doesn't know that the action was rejected.

Describe the UX of the solution you'd like

The simplest would be to have a third option, confirm action and wait. This way the action is confirmed but before it tries to take the next step you are able to give some feedback. Also if it somehow knows the action was rejected that would be helpful as well so when you do reject an action it knows that action wasn't taken.

<https://github.com/All-Hands-AI/OpenHands/issues/4259>

- Which JavaScript file should I modify?
- Analogous to environment understanding / exploration problems in other agents

Solution 1: Offload to the User

- Experienced users familiar with prompting and the project can specify which files to use

In `.github/workflows/openhands-resolver.yml` and `.github/workflows/openhands-resolver-experimental.yml`, we should check to make sure that all required environment variables are set before running any additional workflows. If all of the variables are not set, we can fail immediately with an error.

<https://github.com/All-Hands-AI/openhands-resolver/issues/146>

Solution 2:

Prompt the Agent w/ Search Tools

- e.g. SWE-agent provides a tool for searching repositories

🔍 No Search

Agent performs manual search with `ls + cd`, or uses `grep` but struggles to interpret the result

🗨️ First, I should list out all the files in the codebase that may contain the definition of `PVSystem`.

\$ `ls`

```
benchmarks/  setup.cfg
docs/        versioneer.py
pplib/      README.md
setup.py     ...
```

🗨️ It's most likely the source file is in `pplib/` folder. Let's change directory.

\$ `cd pplib/`

🔍 Iterative Search

Actions to show next/prev search result are repeated many times until results are exhausted

🗨️ I will use the ``search_all`` command to find occurrences of `"PVSystem"`...

\$ `search "PVSystem"`

```
[Result 1/15 (Line 70)]
[File: pplib/pvsystem.py]
22:# a dict of required pa...
23:_DC_MODEL_PARAMS = {
24:    'sapm': {
(97 more lines omitted)
```

🗨️ This is not the `PVSystem` class def...

\$ `next`

🔍 Summarized Search

- Show all results in single output
- Tell agent to retry if too many results.

🗨️ The next step is to locate the ``PVSystem`` class in the codebase and modify the constructor...

\$ `search "class PVSystem"`

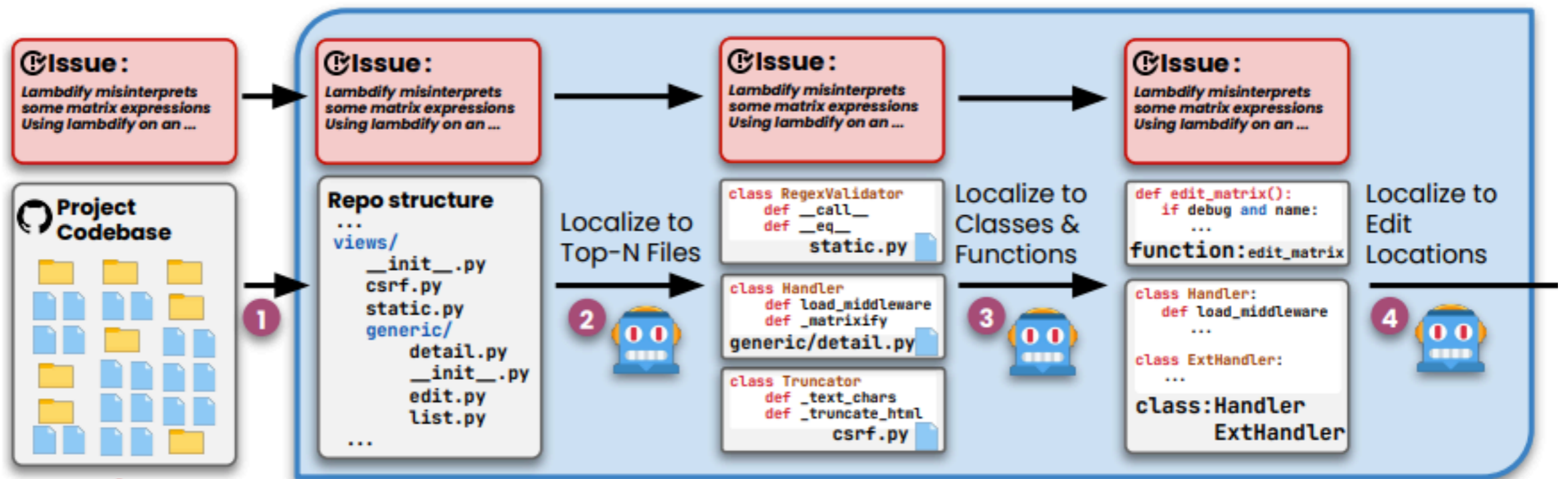
```
Found 1 matches for "class
PVSystem" in /pplib-python:
/pplib__pplib-python/pplib/
pvsystem.py (1 matches)
End of matches
```

🗨️ It's located in ``pplib/pvsystem.py``...

\$ `open pplib/pvsystem.py`

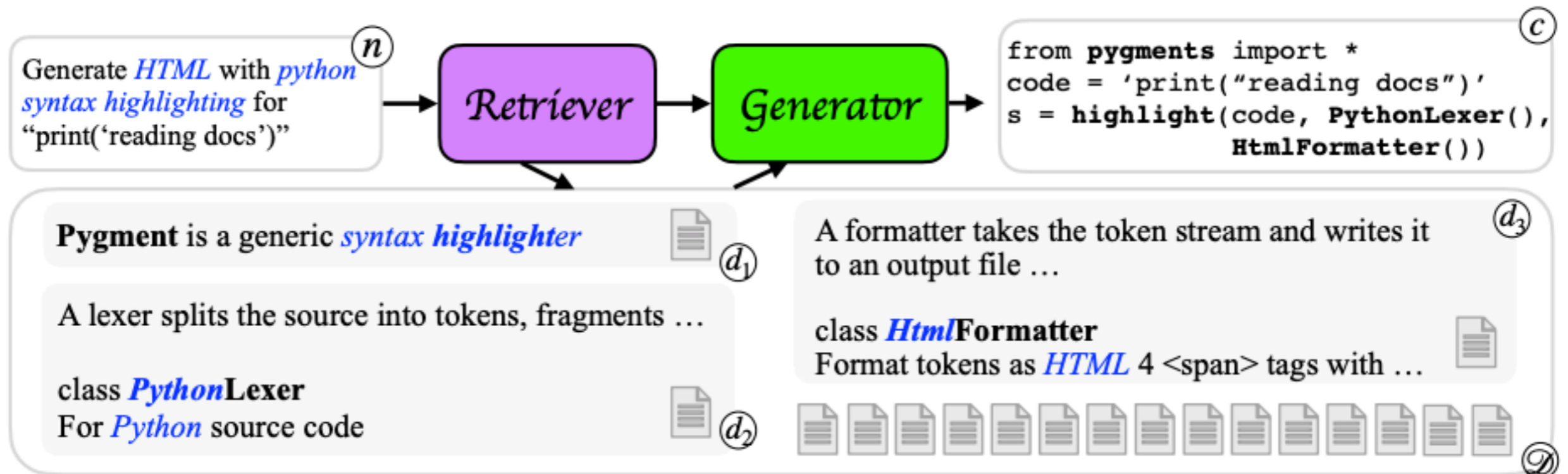
Solution 3: A-priori Map the Repo

- Create a map of the repo and prompt agent with it
- Aider repomap creates a tree-structured map of the repo
- Agentless (Xia et al. 2024) does a hierarchical search for every issue



Solution 4: Retrieval-augmented Code Generation

- Retrieve similar code, and fill it in with a retrieval-augmented LM (Hayati et al. 2018)
- Particularly, in code there is also documentation, which can be retrieved (Zhou et al. 2022)



- Unsolved issue: when to perform RAG in agent

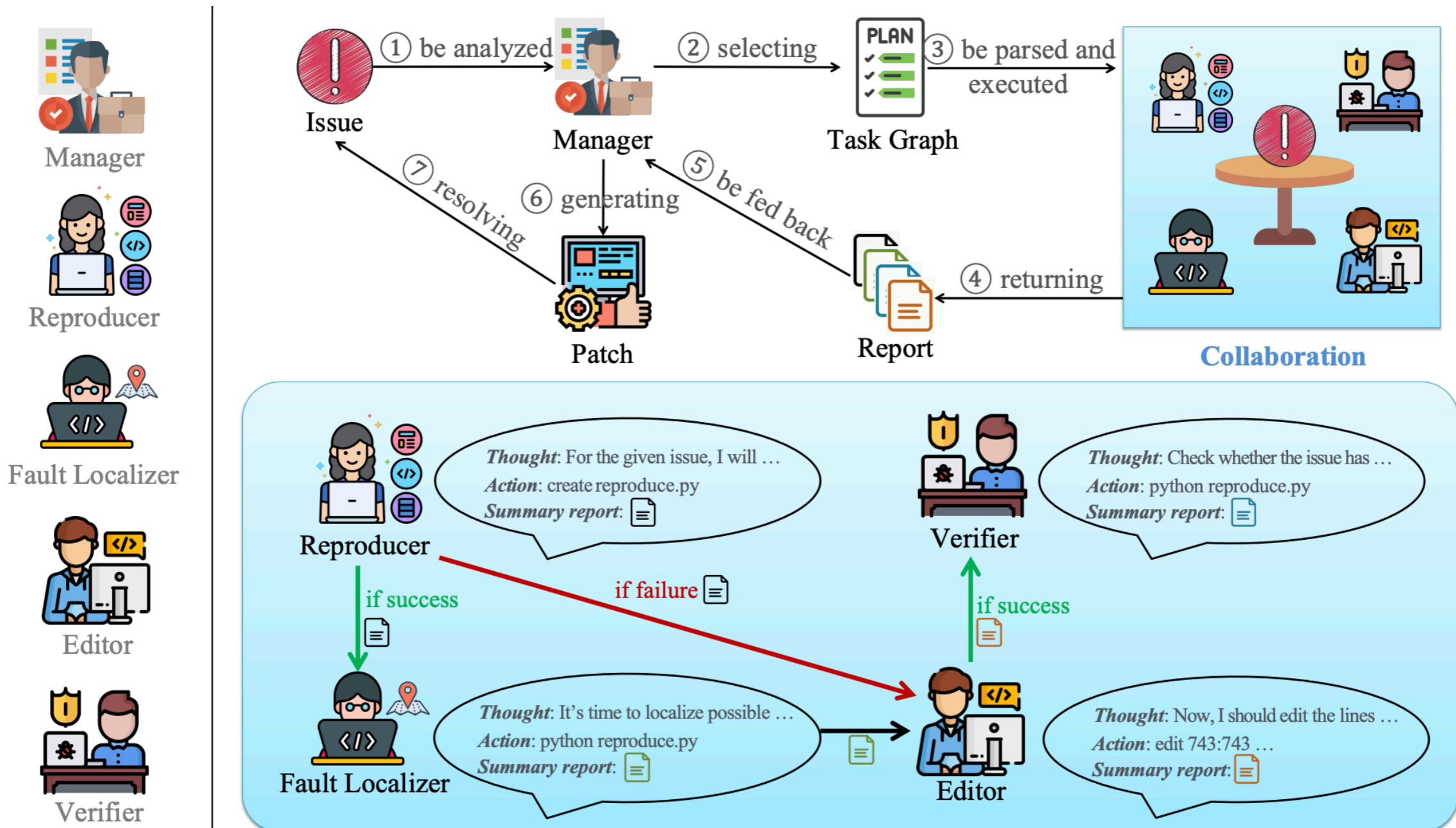
Planning and Error Recovery

Hard-coded Task Completion Process

- e.g. Agentless (Xie et al. 2024) has a hard-coded progress of
 - File Localization
 - Function Localization
 - Patch Generation
 - Patch Application

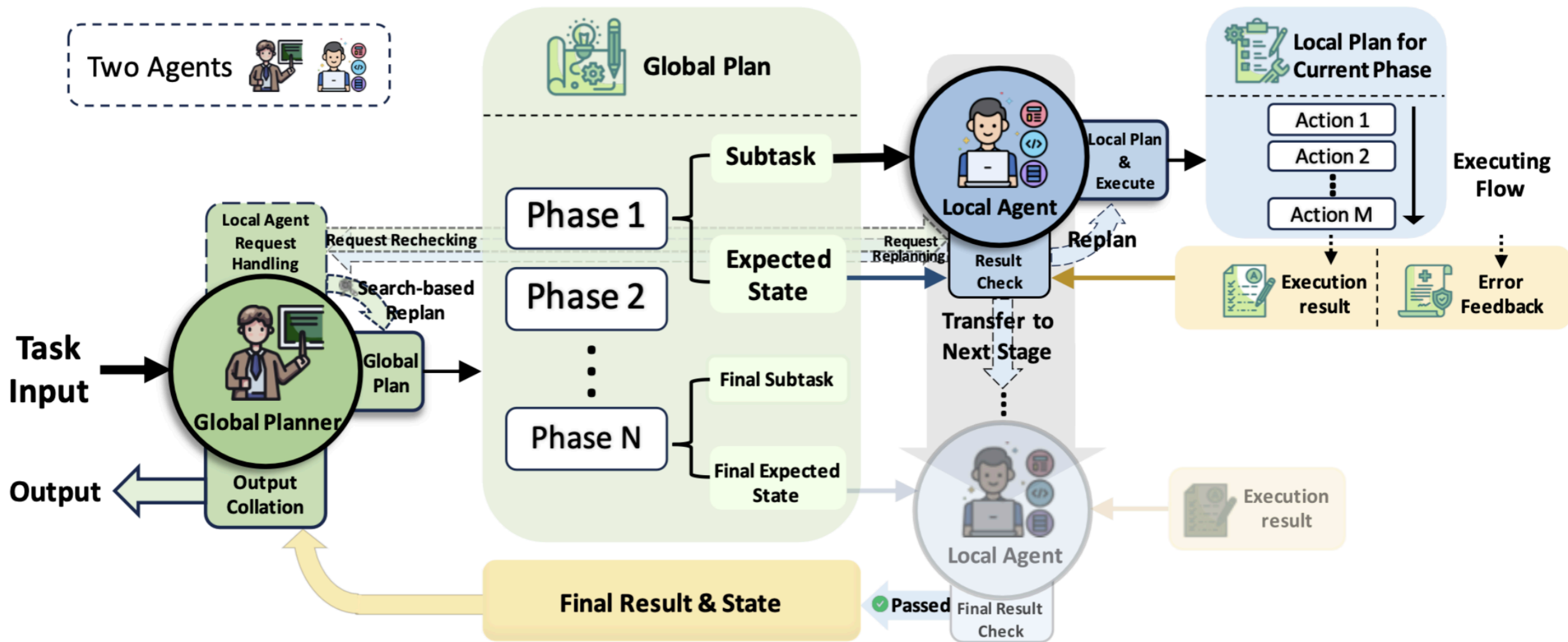
LLM-Generated Plans

- LLM-generated planning step, then one or more executors
- CodeR (Chen et al. 2024)



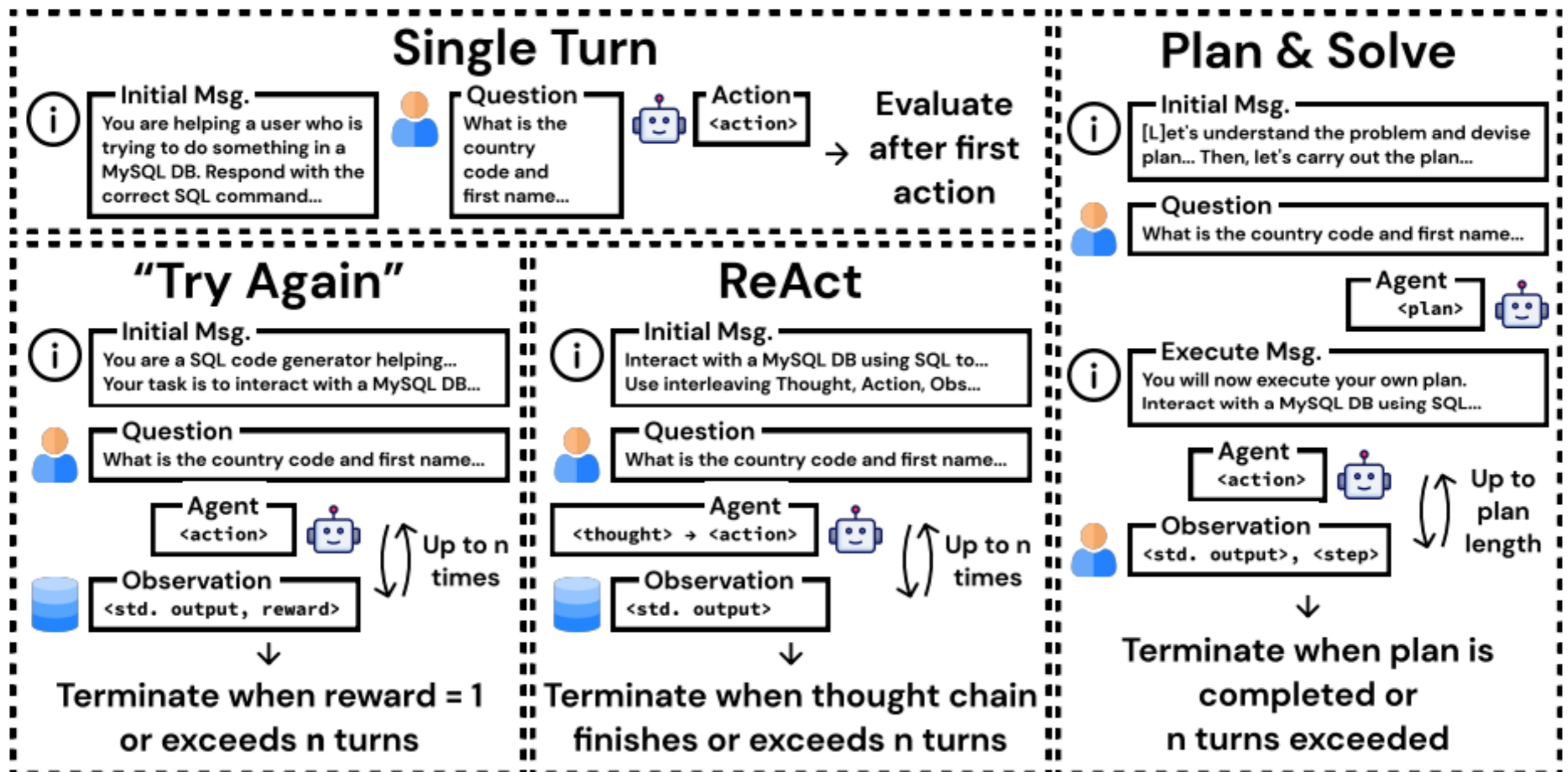
Planning and Revisiting

- CoAct goes back and fixes (Hou et al. 2024)



Fixing Based on Error Messages

- e.g. InterCode (Yang et al. 2023)



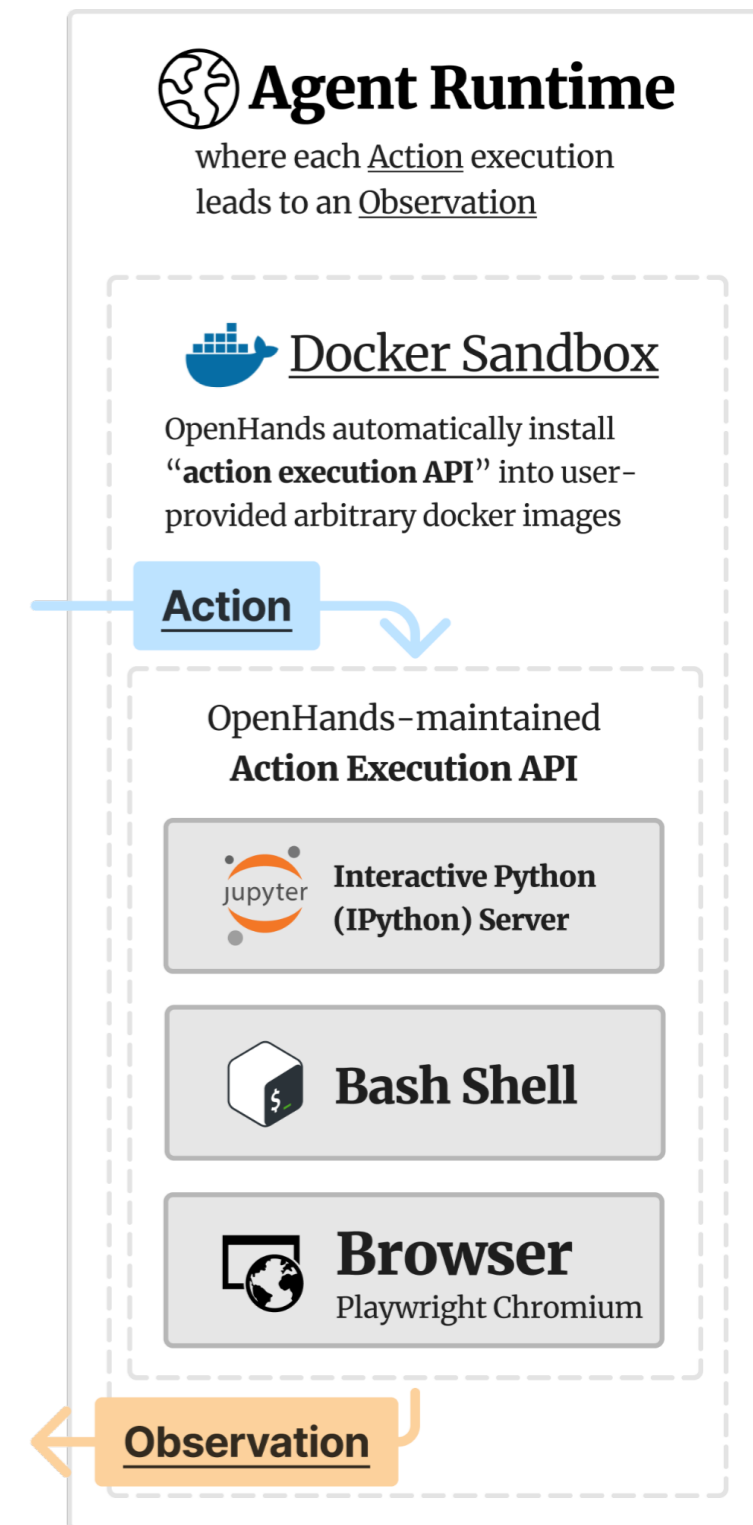
Safety

Coding Models can Cause Harm!

- By accident
 - The coding model accidentally pushes to your main branch
 - The coding model is told to “make the tests pass”, so it deletes the tests
- Intentionally
 - Coding agents can be used for hacking (Yang et al. 2023)

Safety Mitigation 1: Sandboxing

- We can improve safety by **limiting the execution environment**
- e.g. OpenHands execute all the actions in Docker sandboxes



Safety Mitigation 2: Credentialing

- The *principle of least privilege*
- Example: GitHub access tokens

Repository access

- Public Repositories (read-only)
- All repositories
This applies to all current *and* future repositories you own.
Also includes public repositories (read-only).
- Only select repositories
Select at least one repository. Max 50 repositories.
Also includes public repositories (read-only).

Select repositories ▾

Permissions

Read our [permissions documentation](#) for information about specific permissions.

Repository permissions 2 Selected

Repository permissions permit access to repositories and related resources.

Actions ⓘ

Workflows, workflow runs and artifacts.

Access: No access ▾

Administration ⓘ

Repository creation, deletion, settings, teams, and collaborators.

Access: No access ▾

Attestations ⓘ

Create and retrieve attestations for a repository.

Access: No access ▾

Code scanning alerts ⓘ

View and manage code scanning alerts.

Access: No access ▾

Codespaces ⓘ

Create, edit, delete and list Codespaces.

Access: No access ▾

Codespaces lifecycle admin ⓘ

Manage the lifecycle of Codespaces, including starting and stopping.

Access: No access ▾

Codespaces metadata ⓘ

Access Codespaces metadata including the devcontainers and machine type.

Access: No access ▾

Codespaces secrets ⓘ

Restrict Codespaces user secrets modifications to specific repositories.

Access: No access ▾

Commit statuses ⓘ

Commit statuses.

Access: No access ▾

Contents ⓘ

Repository contents, commits, branches, downloads, releases, and merges.

Access: Read and write ▾

Custom properties ⓘ

View and set values for a repository's custom properties, when allowed by the property.

Access: No access ▾

Dependabot alerts ⓘ

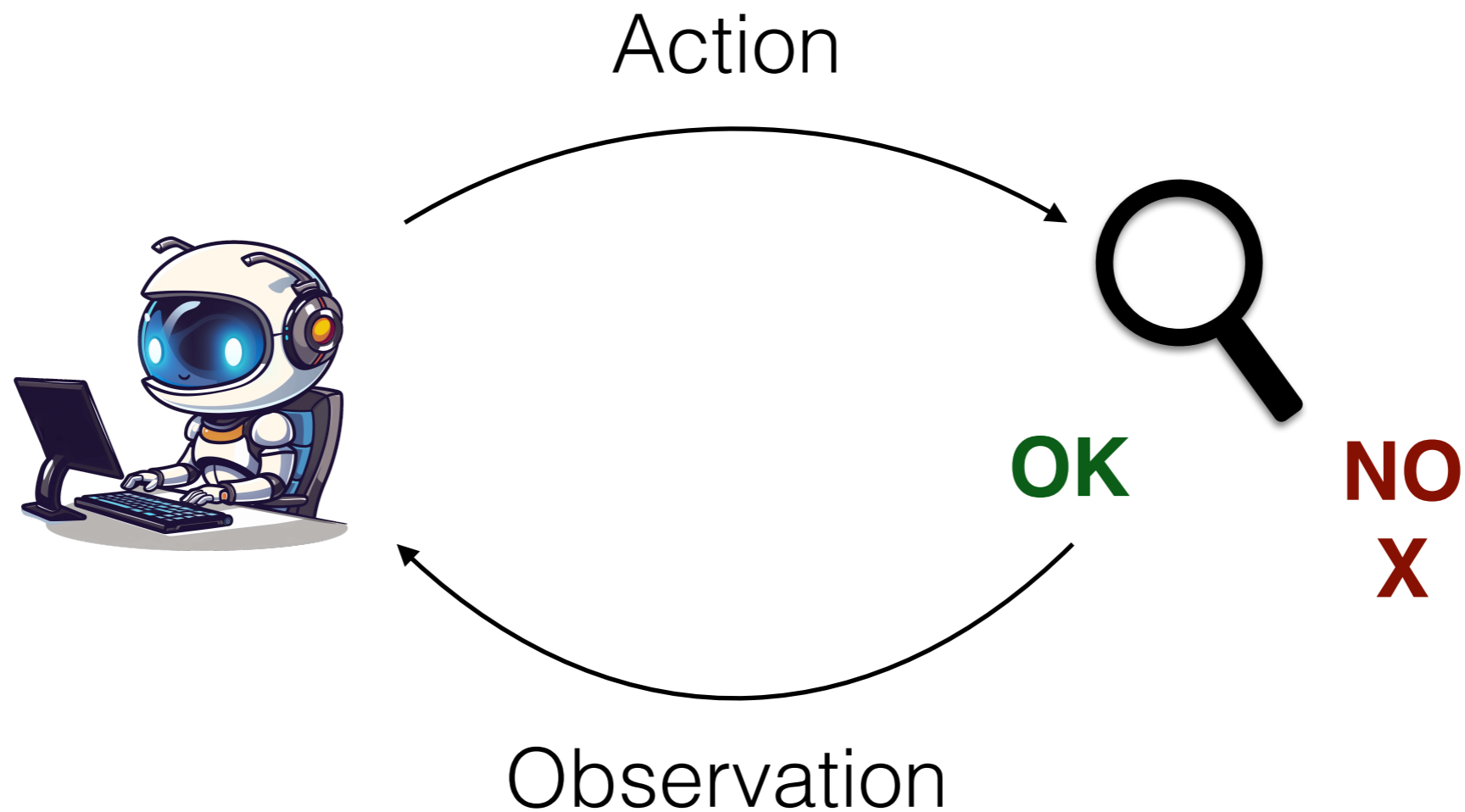
Retrieve Dependabot alerts.

Access: No access ▾

<https://github.com/settings/tokens?type=beta>

Safety Mitigation 3: Post-hoc Auditing

- e.g. OpenHands security analyzer



- Using LMs, analysis, or both

Conclusion

Summary

- Copilots already very useful, code agents getting there
- Current challenges: code LLMs, editing, localization, planning, safety
- Future directions:
 - Agentic training methods
 - Human-in-the-loop
 - Broader software tasks than coding
- Thanks! And you can try out agents yourself

<https://github.com/All-Hands-AI/OpenHands>

Questions?